



## CONTROL UNIT M SERIES

### FEATURES













The protective structure is IP65(jet-proof type) and oil-proof type.  
 Hence these switches can serve for a wide range of applications.  
 The contact unit is attachable and detachable in one simple movement.  
 Nut material: Metal or Plastic For Option



ISO 9001: 2000 CE

### PUSH-BUTTON SWITCHES

### ILLUMINATING PUSH-BUTTON SWITCHES

Type	Appearance	Type	Appearance	Type	Appearance
Flat	FPB 	Extended(transformer)	ITSE 	Extended(direct)	IDSE 
Extended	EPB 	Mushroom(transformer)	ITSM 	Mushroom(direct)	IDSM 
Mushroom	MPB 	Knob Selector		Transformer type	
Push-lock mushroom type	LMB 	Lever Selector		Direct type	
		<b>SELECTOR SWITCHES</b>			<b>PILOT LIGHT</b>

### CONTACT MECHANISM

Before contacting      Start of contacting      Completion of contacting

