



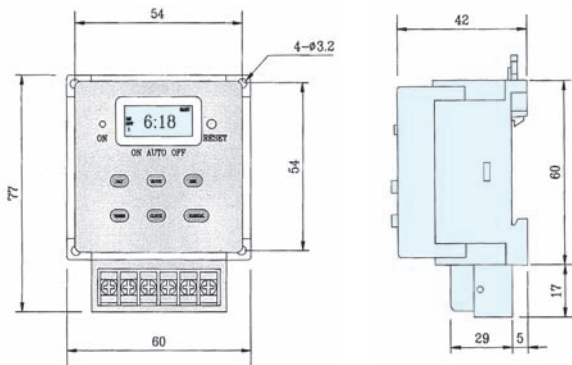
NON POWER FAILURE WEEKLY TIME SWITCH TD66W



ISO 9001: 2000

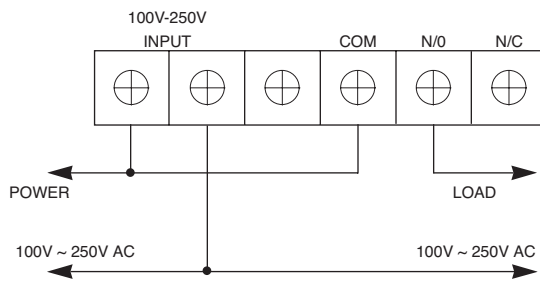


DIMENSIONS

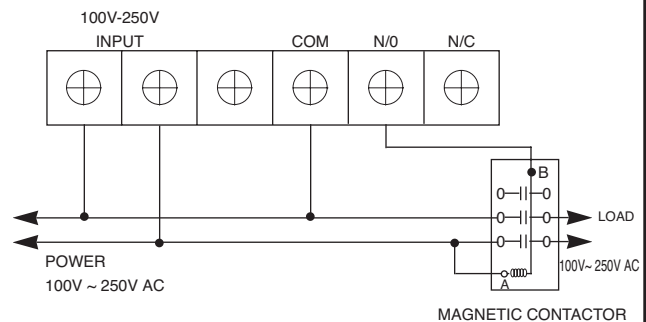


WIRING CONNELTION DIAGRAM

FOR LIGHT LOAD



FOR HEAVY LOAD



FEATURES

- Offering 6 onN/off programmable setting available to swtch inside contacts to be closed or opened whenever on each day or Week day or weekend separately.
- Press day key to select the day of week, various choice for 10 : ①MO ②TU ③WE ④TH ⑤FR ⑥SA ⑦SU ⑧SA+SU ⑨MO+TU+WE+TH+FR ⑩MO TO SU
- Back up battery for 7 days when power failure

SPECIFICATIONS

- Rated Voltage : AC 100 ~ 250V
- Frequency : 50/60HZ
- Contact rating : AC 250V 5A AC 120V 7A
- Mounting style : flush mounting
- Back up power : 7 days (just for colock running not for output on/off switching)

CAUTIONS

- On.off setting should be in sequence of on 1, off 1, on 2, off 2, on 3, off 3, on 4, off 4, on 5, off 5, on 6, off 6 clockwise and logicity.
- If the load capacity exceeds the rating an electromagnetic switch is required.
- Please observe the rated voltage and voltage tolerance of the time switch for adequate use.