

**CAMSCO**

# CABLE CRIMPING TOOL & CABLE CUTTER





## High Quality Crimping Tool and Cable Cutter

### HD-10L TERMINAL CRIMPING TOOL



APPLICABLE RANGE					
NON INSULATED RING TERMINAL	AWG/MCM	#22-16	#16-14	#12-10	#8
	mm <sup>2</sup>	1.25	2	5.5	8
COPPER TUBE TERMINAL	DIN	0.4-1.0	1.1-2.6	2.7-6.6	6.7-10.5

### HD-16L TERMINAL CRIMPING TOOL



APPLICABLE RANGE						
NON INSULATED RING TERMINAL	AWG/MCM	#22-16	#16-14	#12-10	#8	#6
	mm <sup>2</sup>	1.25	2	5.5	8	14
COPPER TUBE TERMINAL	DIN	0.4-1.0	1.1-2.6	2.7-6.6	6.7-10.5	10.6-16.7

### HD-25L TERMINAL CRIMPING TOOL



APPLICABLE RANGE					
NON INSULATED RING TERMINAL	AWG/MCM	#12-10	#8	#6	#4
	mm <sup>2</sup>	5.5	8	14	22
COPPER TUBE TERMINAL	DIN	2.7-6.6	6.7-10.5	10.6-16.7	16.8-26.6

### CT-38 TERMINAL CRIMPING TOOL



APPLICABLE RANGE					
NON INSULATED RING TERMINAL	AWG/MCM	#8	#6	#4	#2
	mm <sup>2</sup>	8	14	22	38
COPPER TUBE TERMINAL	DIN	10-16	25	35	50

### CT-80 TERMINAL CRIMPING TOOL



APPLICABLE RANGE							
NON INSULATED RING TERMINAL	AWG/MCM	#6	#4	#2	#1/0 #2/0	#3/0	
	mm <sup>2</sup>	8	14	22	60	60	80
COPPER TUBE TERMINAL	DIN	10	16	25-35	50	70	95

### CT-100 TERMINAL CRIMPING TOOL



APPLICABLE RANGE						
NON INSULATED RING TERMINAL	AWG/MCM	#4	#2	#1/0 #2/0	#3/0	#4/0
	mm <sup>2</sup>	22	38	60	80	100
COPPER TUBE TERMINAL	DIN	25-35	50	70	95	120

### HD-150S TERMINAL CRIMPING TOOL



APPLICABLE RANGE		
NON INSULATED RING TERMINAL	AWG/MCM	#8-300MCM
	mm <sup>2</sup>	8 ~ 150
COPPER TUBE TERMINAL	DIN	10 ~ 150

### HD-109S TERMINAL CRIMPING TOOL




APPLICABLE RANGE		
NON INSULATED RING TERMINAL	AWG/MCM	#8-250MCM
	mm <sup>2</sup>	8 ~ 80
COPPER TUBE TERMINAL	DIN	10 ~ 120



# High Quality Crimping Tool and Cable Cutter

**HD-951** TERMINAL CRIMPING TOOL



APPLICABLE RANGE		
NON INSULATED RING TERMINAL	AWG/MCM	#8-250MCM
	mm <sup>2</sup>	8 ~ 80
COPPER TUBE TERMINAL	DIN	10 ~ 95

**RYC-22** CABLE CUTTER



SELECTION CHART

WEIGHT	AWG/MCM	
	DIN mm <sup>2</sup>	AWG
160g	25	#4

**RYC-38** CABLE CUTTER



SELECTION CHART

WEIGHT	AWG/MCM	
	DIN mm <sup>2</sup>	AWG
260g	38	#2

**RYC-60** CABLE CUTTER



SELECTION CHART

WEIGHT	AWG/MCM	
	DIN mm <sup>2</sup>	AWG
430g	60	#1/0


**RYC-100** CABLE CUTTER



SELECTION CHART

WEIGHT	AWG/MCM	
	DIN mm <sup>2</sup>	AWG
730g	120	#3/0


**RYC-400** CABLE CUTTER



SELECTION CHART

WEIGHT	AWG/MCM	
	DIN mm <sup>2</sup>	AWG
1540g	400	500


**RYC-500** CABLE CUTTER



SELECTION CHART

WEIGHT	AWG/MCM	
	DIN mm <sup>2</sup>	AWG
2930g	500	1000

**RYC-624** STEEL WIRE COTTER



SELECTION CHART

WEIGHT	AWG/MCM	
	DIN mm <sup>2</sup>	AWG
4500g	STEEL WIRE	3/4"; 19.2MM <sup>2</sup>