






Ø16 CONTROL UNIT



SPECIFICATIONS

| | | | | |
|-----------------------|-----------------------|----------------|----------------|----------------|
| RATED VOLTAGE(max) | | 250V AC/DC | | |
| ACI DUTY max A | | 3A | | |
| RATED WORKING VOLTAGE | RATED WORKING CURRENT | | | |
| | AC | | DC | |
| | INDUCTIVE LOAD | RESISTIVE LOAD | INDUCTIVE LOAD | RESISTIVE LOAD |
| 24V | XX | XX | 0.7A | 1.0 A |
| 110V | 0.7A | 1.0A | 0.1A | 0.2A |
| 220V | 0.5A | 0.5A | XX | XX |
| AMBIENT TEMPERATURE | | -25°C ~ 55°C | | |

| TYPE | SPECIFICATIONS | | |
|--|-----------------------------------|----------------------------------|-------------|
| TYPE A  | ILLUMINATED PUSHBUTTON | PUSH LOCK ILLUMINATED PUSHBUTTON | PILOT LIGHT |
| | ITEM NO. | | |
| | LAL16S | LAL16Z | LAL16D |
| | BULB SPECIFICATIONS | | |
| TYPE B  | AC/DC 6V; 12V; 24V; FILAMENT BULB | | |
| | AC 110V; 220V NEON BULB | | |
| | CONTACT CONFIGURATION | | |
| | 1A1B 1C | ::: | |
| COLOR | | | |
| TYPE C  | RED; YELLOW; BLUE; GREEN; WHITE | | |
| | MECHANICAL DURABILITY(TIMES) | | |
| | 1,000,000 | 100,000 | ::: |
| | ELECTRICAL DURABILITY | | |
| 100,000 | 50,000 | ::: | |

DIMENSIONS(mm)

