
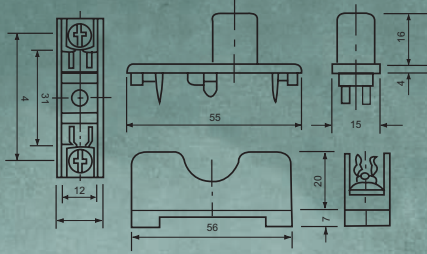





FUSE BASE


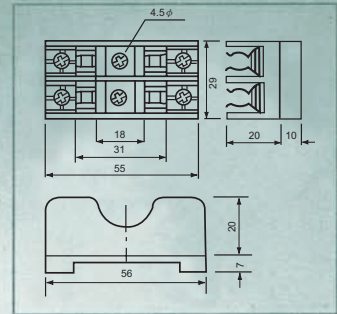

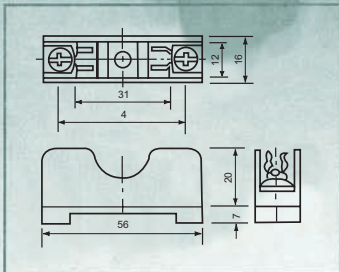
FS-101
10A 1P W/O FUSE
RAIL TYPE



FS-10
WITH FUSE &
NEON PILOT LAMP
MAX 10A
RAIL TYPE

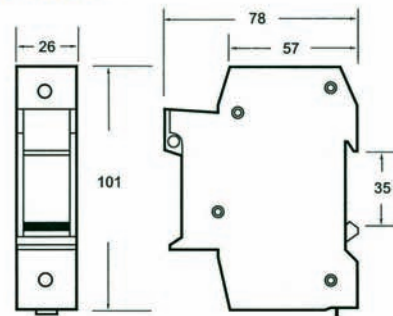


FS-102
10A 2P W/O FUSE
RAIL TYPE



RT18-63

DIMENSIONS :



- RATED VOLTAGE : 500V
- RATED CURRENT : 63A
- CONNECTED WITH FUSE RT14-32 (φ 14.3×51)
- MOUNTING MHTHODS :
BY DIN RAIL(35mm)